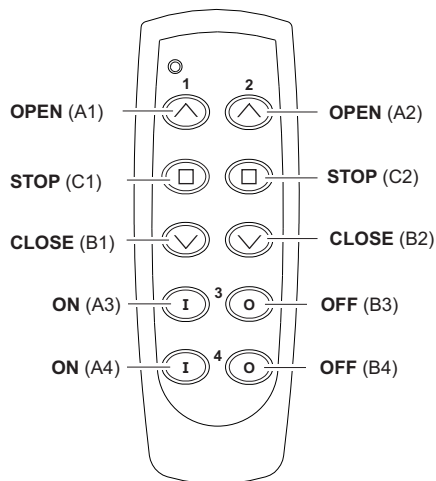
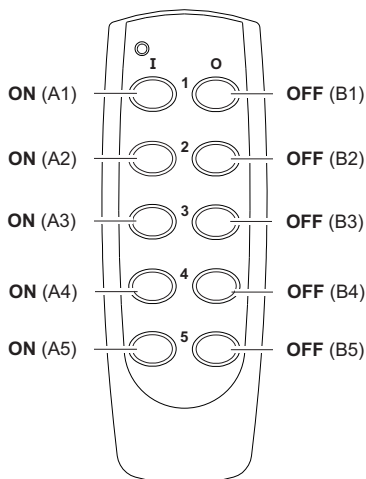


Models



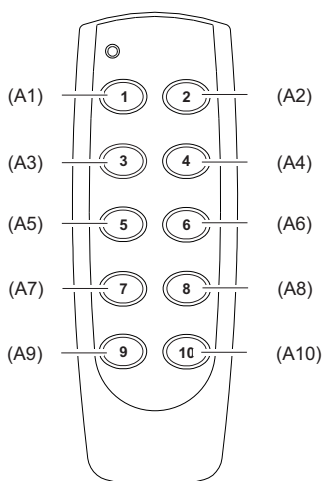
RT29-5004E-01

Functions: 2x OPEN/STOP/CLOSE
3 button operation
2x ON/OFF
2 button operation



RT29-5005E-01

Functions: 5x ON/OFF
2 button operation



RT29-5010E-01

Functions: 10x ON/OFF
1 button operation

Scope of Delivery

Hand Transmitter RT29 incl. battery, mounting frame, screws+anchors, adhesive pad, operating instruction

Intended Use

Only use the Hand Transmitter RT29 to switch Easywave wireless controls. The manufacturer shall not be liable for any damage caused by improper or non-intended use.

Safety Advice



Before using the product, carefully read through the operating instructions!

Note also the operating instructions of the radio control(s)!

The Hand Transmitter should only be operated within sight of the devices to be controlled! Otherwise persons could be placed in danger!

Have faulty Hand Transmitter checked by the manufacturer!

Do not make any unauthorized alterations or modifications to the Hand Transmitter!

Technical Details

Frequency: 868.3 MHz
Modulation: FSK
Coding: Easywave
Power supply: 1x 3-V-battery, CR2032
Operating temperature: - 20 °C to + 60 °C
Range: free-field: approx. 100 m
buildings: approx. 30 m
Degree of protection: IP54
Dimensions: 110 x 38 x 14 mm
Weight: approx. 47.0 g incl. battery

Function

The transmitter is available with the following operating possibilities:

- Combination 3 button / 2 button operation:
3 button operation: open, close and stop of two shutters/awnings;
2 button operation: turned on or off of two electric devices.
- 2 button operation: turned on or off of five electric devices.
- 1 button operation: turned on or off of ten electric devices by repeatedly pressing the button.

Start-Up

Register the transmission code with the radio control. For this purpose, set the control to programming mode. Keep the button pressed in position A. The code is transmitted to the control. For this read the operating instructions supplied with the radio controls.

Caution: Ensure that there is no interference with the wireless connection. Do not mount the device in a distribution box, metal casings, in direct proximity to large metal objects, on the floor or close to it

Troubleshooting

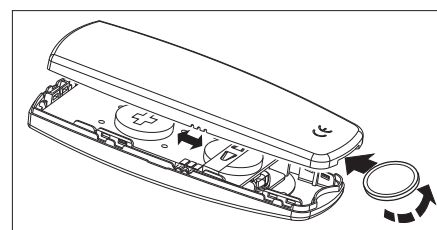
If the radio control does not react to the Hand Transmitter:

- Exchange the batterie.
- Check that the wireless connection at the installation site is not impaired between the Hand Transmitter and the wireless control.

- Re-register the transmission code with the radio control.
- Other wireless devices using the same frequency or working in direct proximity may interfere with the device.

Replacing the Battery

1. Insert a small coin into the slot on the underside of the transmitter. Turn the coin diagonally and carefully press the two halves of the housing apart.
2. Replace the battery. Only use batteries of the type CR2032. **Make sure the polarity is correct!**
Caution: Keep batteries out of reach of children!
3. Press the two housing halves together again.



Disposal

Waste electrical products and batteries should not be disposed of with household waste!

Dispose of the waste product via a collection point for electronic scrap or via your specialist dealer.



Dispose of used batteries in a recycling bin for batteries or via the specialist trade.



Put the packaging material into the recycling bins for cardboard, paper and plastics.

Warranty

Within the statutory warranty period we undertake to rectify free of charge by repair or replacement any product defects arising from material or production faults.

Any unauthorized tampering with, or modifications to, the product shall render this warranty null and void.

Conformity

This product conforms to the basic requirements of the R&TTE Directive 1999/5/EC.



For use in: EU/CH/FL/IS/N

The Declaration of Conformity can be found on the Internet at: www.eldat.de.

Customer Service

If, despite correct handling, faults or malfunctions occur or if the product was damaged, please contact the company at the address below:

ELDAT GmbH
Im Gewerbepark 14
15711 Zeesen
Germany

Phone: + 49 (0) 33 75 / 90 37-0
Telefax: + 49 (0) 33 75 / 90 37-90
Internet: www.eldat.de
E-mail: info@eldat.de